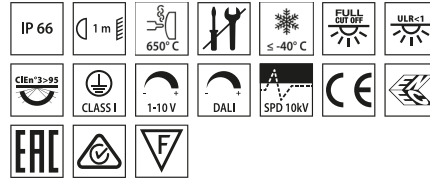


GUELL 2.5



Sports center Mario Rigamonti - Brescia - Italy



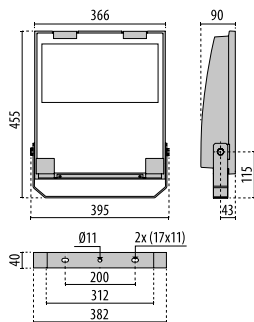
■ GR-94 / Metallic grey / Textured



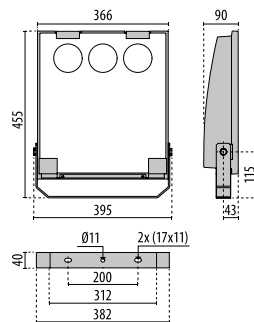
Scan the QR-code for the latest information

LED floodlight for indoor and outdoor, comprising:

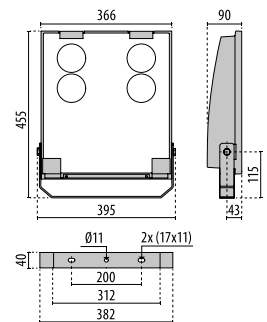
- Die-cast aluminium housing, polyester powder coat finish ISO 9227/12944 - ISO 9223 (C5)
- Extra clear, toughened, flat glass diffuser
- High-performance polished, oxidised, iridescence-free, aluminium reflector (Al 99.99)
- Anti-ageing custom moulded silicone sealing gasket(s)
- Cable gland M20x1.5 for cables Ø 10- Ø 14 mm
- Stainless steel locking hardware
- Fully integrated stainless steel aluminium spring clips
- Powder-coated steel tiltable bracket
- ON/OFF, DALI and 1-10V version available. Consult Factory
- Integral surge protection device (SPD) against mains overvoltages up to 10 kV (CM/DM)
- High asymmetrical distributions low-glare optic options available (A50/W versions)
- Openable and maintainable luminaire (future-proof)
- Other colour temperatures (CCT) and colour rendering index (CRI) options available. Consult factory
- Design by GIORGIO LODI



GUELL 2.5

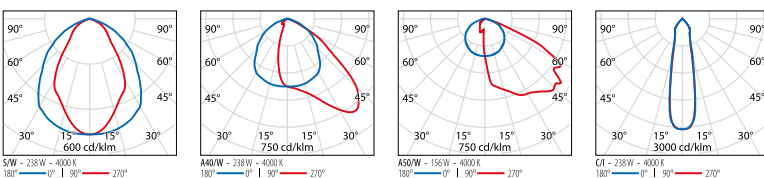


GUELL 2.5
C/I



GUELL 2.5
C/I

Identifying and classifying our optics



GUELL 2.5 S/W

IP66 - IK07 - 650 °C

LUMINAIRE WATTAGE [W]	CLASS	ENEC	CRI	KELVIN	OPTIC	BEAM ANGLE	LIGHTSOURCE LUMEN OUTPUT [lm]	LUMINAIRE LUMEN OUTPUT [lm]	COLOUR / FINISH	PART NUMBER	UKCA
Power LED 220-240 V 50/60 Hz											
193	I	-	80	4000	S/W	-	30560	25323	■	3112403	✓
193	I	-	80	3000	S/W	-	28906	24063	■	3112400	✓
154	I	-	80	4000	S/W	-	24200	20345	■	3115147	✓
154	I	-	80	3000	S/W	-	22900	18843	■	3115148	✓
Power LED dimmable 1-10 V 220-240 V 50/60 Hz											
227	I	-	80	4000	S/W	-	36440	31072	■	3117393	✓
227	I	-	80	3000	S/W	-	34480	29882	■	3117391	✓
155	I	-	80	4000	S/W	-	24300	21783	■	3117399	✓
155	I	-	80	3000	S/W	-	22990	20440	■	3117397	✓
Power LED - dimmable DALI 220-240 V 50/60 Hz											
227	I	-	80	4000	S/W	-	36440	31072	■	3117394	✓
227	I	-	80	3000	S/W	-	34480	29882	■	3117392	✓
193	I	-	80	4000	S/W	-	30560	25323	■	3116916	✓
193	I	-	80	3000	S/W	-	28906	24063	■	3116917	✓
155	I	-	80	4000	S/W	-	24300	21783	■	3117400	✓
155	I	-	80	3000	S/W	-	22990	20440	■	3117398	✓



GUELL 2.5 A/W

IP66 - IK07 - 650 °C

LUMINAIRE WATTAGE [W]	CLASS	ENEC	CRI	KELVIN	OPTIC	BEAM ANGLE	LIGHTSOURCE LUMEN OUTPUT [lm]	LUMINAIRE LUMEN OUTPUT [lm]	COLOUR / FINISH	PART NUMBER	UKCA
Power LED 220-240 V 50/60 Hz											
193	I	-	80	4000	A40/W	36°	30560	24501	■	3112402	✓
193	I	-	80	3000	A40/W	36°	28906	23282	■	3112399	✓
154	I	-	80	4000	A40/W	36°	24200	20027	■	3115156	✓
154	I	-	80	3000	A40/W	36°	22900	18148	■	3115157	✓
Power LED dimmable 1-10 V 220-240 V 50/60 Hz											
227	I	-	80	4000	A40/W	-	36440	30536	■	3117381	✓
227	I	-	80	3000	A40/W	-	34480	29368	■	3117379	✓
155	I	-	80	4000	A40/W	-	24300	21123	■	3117387	✓
155	I	-	80	3000	A40/W	-	22990	20005	■	3117385	✓
Power LED - dimmable DALI 220-240 V 50/60 Hz											
227	I	-	80	4000	A40/W	-	36440	30536	■	3117382	✓
227	I	-	80	3000	A40/W	-	34480	29368	■	3117380	✓
193	I	-	80	4000	A40/W	-	30560	24501	■	3116918	✓
193	I	-	80	3000	A40/W	-	28906	23282	■	3116915	✓
155	I	-	80	4000	A40/W	-	24300	21123	■	3117388	✓
155	I	-	80	3000	A40/W	-	22990	20005	■	3117386	✓



GUELL 2.5 A50/W

IP66 - IK07 - 650 °C

LUMINAIRE WATTAGE [W]	CLASS	ENEC	CRI	KELVIN	OPTIC	BEAM ANGLE	LIGHTSOURCE LUMEN OUTPUT [lm]	LUMINAIRE LUMEN OUTPUT [lm]	COLOUR / FINISH	PART NUMBER	UKCA
Power LED 220-240 V 50/60 Hz											
156	I	✓	80	4000	A50/W	50°	24170	18453	■	3115137	✓
156	I	✓	80	3000	A50/W	50°	23040	17696	■	3115132	✓
118	I	-	80	4000	A50/W	50°	18127	13862	■	3115138	✓
118	I	-	80	3000	A50/W	50°	17280	13294	■	3115134	✓
Power LED - dimmable DALI 220-240 V 50/60 Hz											
156	I	-	80	4000	A50/W	50°	24170	18453	■	3115135	✓
156	I	-	80	3000	A50/W	50°	23040	17696	■	3115131	✓
118	I	-	80	4000	A50/W	50°	18127	13862	■	3115136	✓
118	I	-	80	3000	A50/W	50°	17280	13294	■	3115133	✓



GUELL 2.5 C/I


IP66 - IK07 - 650 °C



LUMINAIRE WATTAGE [W]	CLASS	ENEC	CRI	KELVIN	OPTIC	BEAM ANGLE	LIGHT SOURCE LUMEN OUTPUT [lm]	LUMINAIRE LUMEN OUTPUT [lm]	COLOR / FINISH	PART NUMBER	UKCA
Power LED 220-240 V 50/60 Hz											
156	I	-	80	4000	C/I	-	22060	18471	■	3115141	✓
156	I	-	80	3000	C/I	-	21619	18166	■	3115142	✓
Power LED dimmable 1-10 V 220-240 V 50/60 Hz											
232	I	-	80	4000	C/I	-	33426	29640	■	3117405	✓
227	I	-	80	3000	C/I	-	32105	28189	■	3117403	✓
158	I	-	80	4000	C/I	-	22284	19949	■	3117411	✓
158	I	-	80	3000	C/I	-	22067	19181	■	3117409	✓
Power LED - dimmable DALI 220-240 V 50/60 Hz											
232	I	-	80	4000	C/I	-	33426	29640	■	3117406	✓
227	I	-	80	3000	C/I	-	32105	28189	■	3117404	✓
158	I	-	80	4000	C/I	-	22284	19949	■	3117412	✓
158	I	-	80	3000	C/I	-	22067	19181	■	3117410	✓

Optional accessories

DESCRIPTION	COLOR	PART NUMBER	UKCA
GUELL 2.5			
Protective grid GUELL 2.5		310965	✓
Wall mount support 1000 mm	■	310982	✓
Single pole top support GUELL 2.5	■	310966	✓
Double pole top support GUELL 2.5	■	310967	✓
Steel 'U' bolt clamp for Ø 60-80 mm poles painted aluminium grey	■	14012294	✓
GUELL 2.5 S/W - GUELL 2.5 A/W			
GUELL 2.5 frosted glass (compatible with 227W - 155W)		310964	✓
GUELL 2.5 S/W			
Louvre GUELL 2.5 Symmetrical (compatible with 227W - 155W)		310961	✓
GUELL 2.5 A/W			
Louvre GUELL 2.5 Asymmetrical A40/W (compatible with 227W - 155W)		310962	✓
Cover GUELL 2.5 A40/W	■	310963	✓



14453994

310965


310982



310966

310967

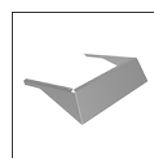
14012294



310964

310961

310962



310963